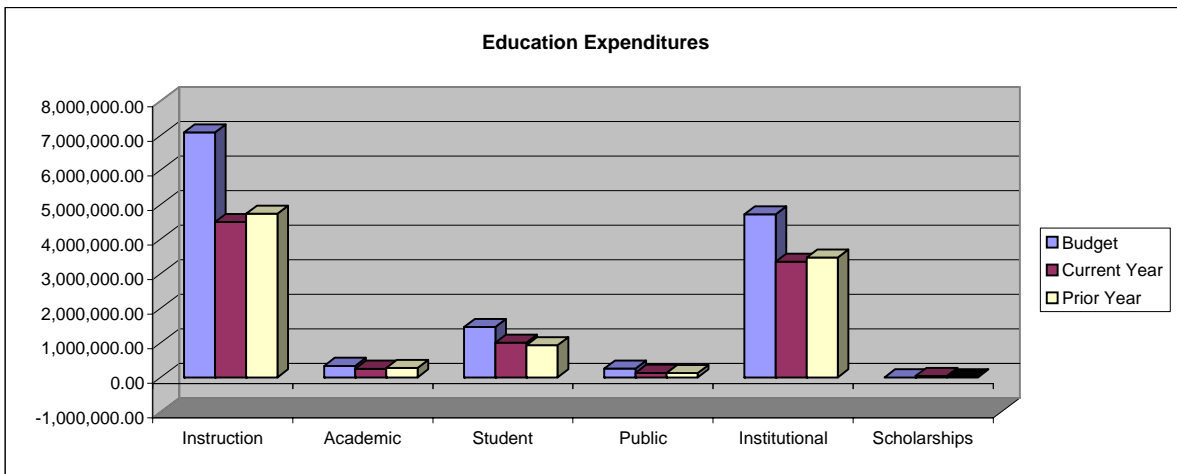
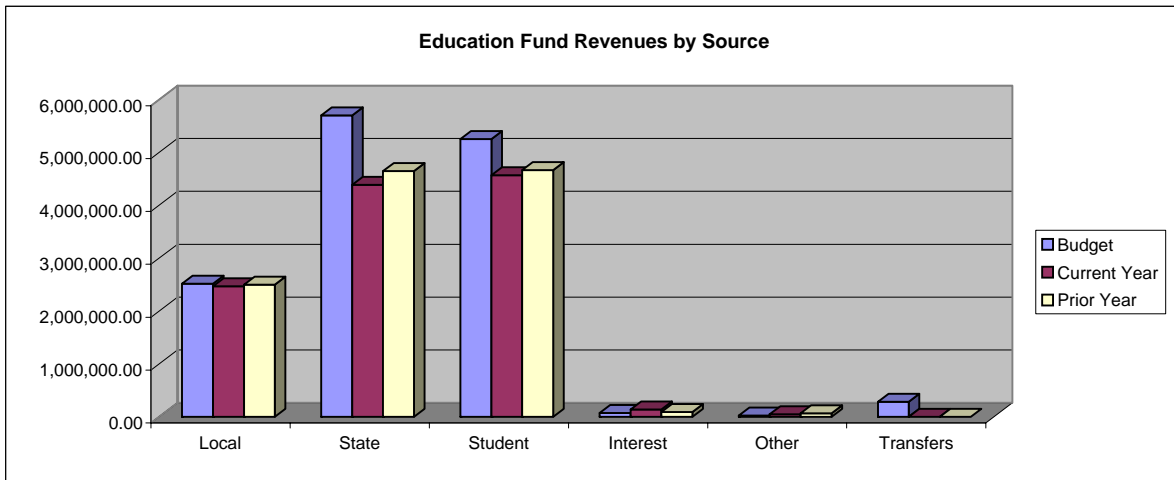


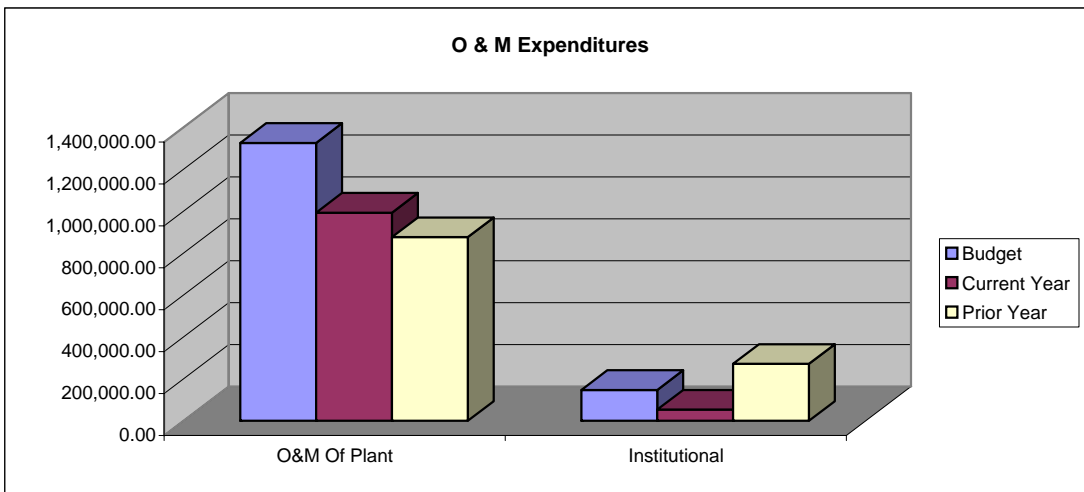
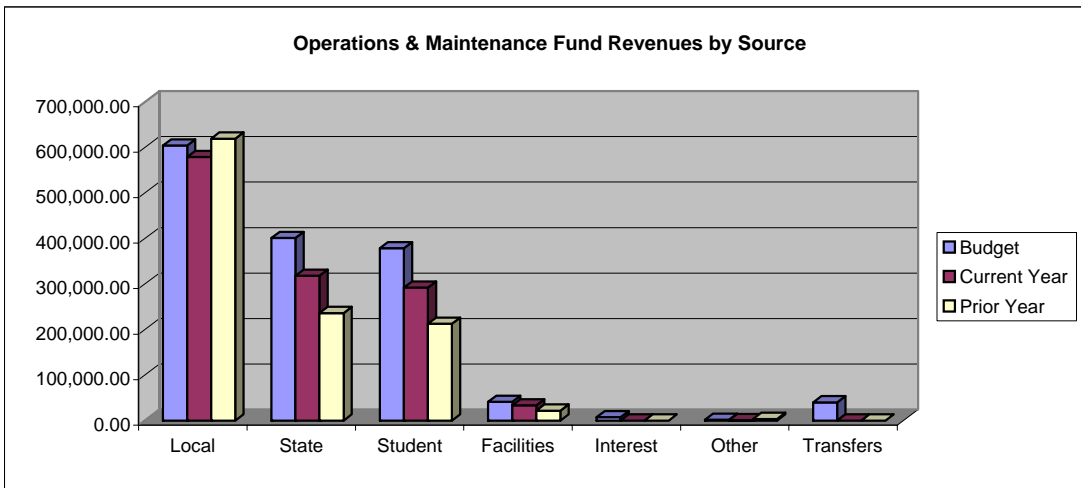
**Carl Sandburg College
Education Fund Revenues and Expenditures
For the Period Ending March 31, 2008**

	Adopted Budget	Monthly Actual	Year-to-date Actual	Variance	Percentage Realized Year-to-date
Local Government Sources	2,519,495.00	3,938.15	2,470,272.78	49,222.22	98.05
State Government Sources	5,701,940.00	1,201,220.06	4,388,786.55	1,313,153.45	76.97
Student Tuition and Fees	5,253,062.00	40,177.34	4,568,561.52	684,500.48	86.97
Interest on Investments	73,500.00	5,281.89	138,865.12	-65,365.12	188.93
Other Revenues	23,514.00	8,336.68	48,980.63	-25,466.63	208.30
Interfund Transfers	285,000.00	0.00	0.00	285,000.00	0.00
Total Education Fund Revenues	13,856,511.00	1,258,954.12	11,615,466.60	2,241,044.40	83.83
Instruction	7,084,525.00	479,622.56	4,494,138.04	2,590,386.96	63.44
Academic Support	333,863.00	35,840.94	249,590.02	84,272.98	74.76
Student Services	1,462,224.00	86,118.88	1,004,230.38	457,993.62	68.68
Public Service/Continuing Ed	256,243.00	18,261.16	129,941.22	126,301.78	50.71
Institutional Support & Program	4,719,657.00	324,251.13	3,345,364.68	1,374,292.32	70.88
Scholarships, Student Grants and Waivers	0.00	-90,820.08	39,710.40	-39,710.40	-
Interfund Transfers	400,000.00	0.00	0.00	400,000.00	0.00
Total Education Fund Expenditures	14,256,512.00	853,274.59	9,262,974.74	4,993,537.26	64.97



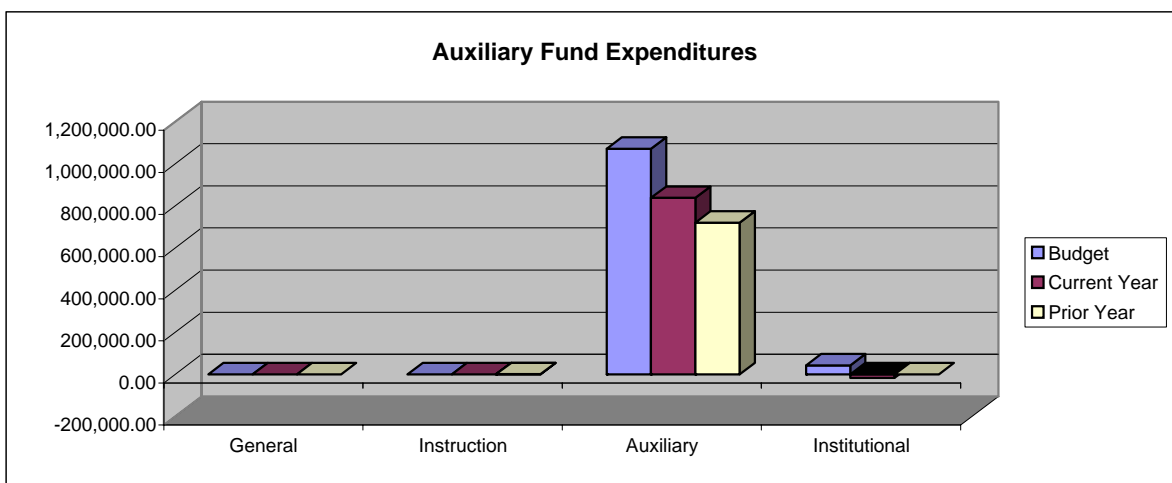
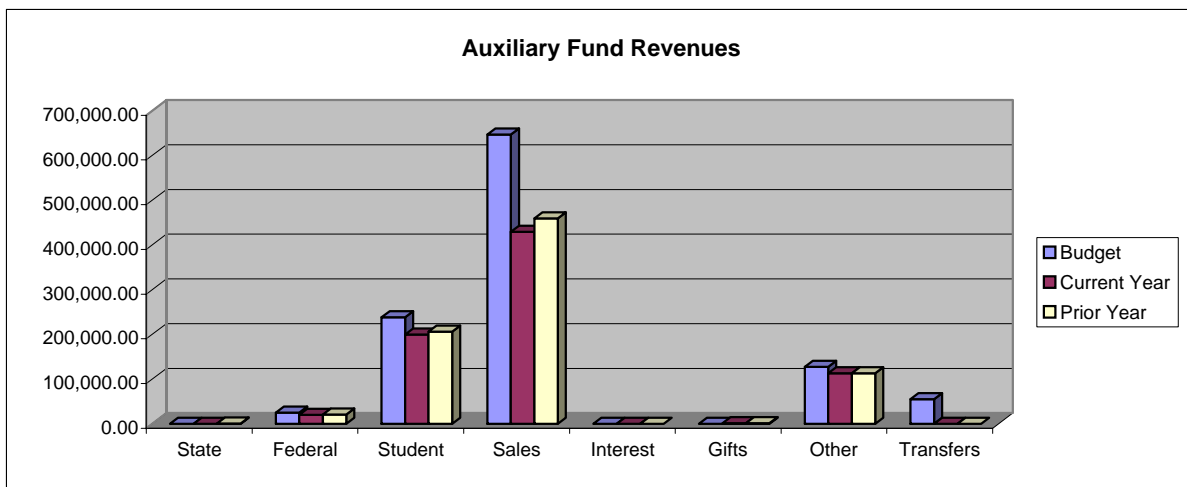
Carl Sandburg College
Operations & Maintenance Fund Revenues and Expenditures
For the Period Ending March 31, 2008

	Adopted Budget	Monthly Actual	Year-to-date Actual	Variance	Percentage Realized Year-to-date
Local Government Sources	604,095.00	0.09	579,000.29	25,094.71	95.85
State Government Sources	400,839.00	103,228.41	318,009.21	82,829.79	79.34
Student Tuition and Fees	378,422.00	206.28	291,937.94	86,484.06	77.15
Facilities Revenue	41,148.00	3,807.41	33,176.41	7,971.59	80.63
Interest on Investments	7,350.00	0.00	0.00	7,350.00	0.00
Other Revenues	1,578.00	44.97	873.87	704.13	55.38
Interfund Transfers	40,000.00	0.00	0.00	40,000.00	0.00
Total Operations & Maintenance Fund Revenues	1,473,432.00	107,287.16	1,222,997.72	250,434.28	83.00
Operations & Maintenance Of Plant	1,326,383.00	144,819.02	993,329.63	333,053.37	74.89
Institutional Support	147,048.00	8,329.44	53,206.43	93,841.57	36.18
Interfund Transfers	100,000.00	0.00	0.00	100,000.00	0.00
Total Operations & Maintenance Fund Expenditures	1,573,431.00	153,148.46	1,046,536.06	526,894.94	66.51



Carl Sandburg College
Auxiliary Fund Revenues and Expenditures
For the Period Ending March 31, 2008

	Adopted Budget	Monthly Actual	Year-to-date Actual	Variance	Percentage Realized Year-to-date
State Government Sources	0.00	0.00	0.00	0.00	-
Federal Government Sources	25,000.00	2,292.41	19,874.58	5,125.42	79.50
Student Tuition and Fees	238,380.00	2,839.72	199,220.22	39,159.78	83.57
Sales & Service	646,436.00	43,789.00	428,961.02	217,474.98	66.36
Interest on Investments	0.00	0.00	0.00	0.00	-
Nongovernmental Gifts, Grants and Bequests	0.00	130.00	1,140.00	-1,140.00	-
Other Revenues	127,096.00	1,669.44	113,082.35	14,013.65	88.97
Interfund Transfers	55,000.00	0.00	0.00	55,000.00	0.00
Total Auxiliary Fund Revenues	1,091,912.00	50,720.57	762,278.17	329,633.83	69.81
General	0.00	0.00	0.00	0.00	-
Instruction	0.00	0.00	0.00	0.00	-
Auxiliary Services	1,071,366.00	79,062.83	838,037.39	233,328.61	78.22
Institutional Support	42,800.00	0.00	-17,379.13	60,179.13	-
Total Auxiliary Fund Expenditures	1,114,166.00	79,062.83	820,658.26	293,507.74	73.66



Carl Sandburg College
Audit Fund Revenues and Expenditures
For the Period Ending March 31, 2008

	Adopted Budget	Monthly Actual	Year-to-date Actual	Variance	Percentage Realized Year-to-date
Local Government Sources	60,409.00	0.01	71,530.67	-11,121.67	118.41
Interest on Investments	1,375.00	0.00	0.00	1,375.00	0.00
Total Audit Fund Revenues	61,784.00	0.01	71,530.67	-9,746.67	115.78
Institutional Support	78,164.00	2,319.42	67,794.78	10,369.22	86.73
Total Audit Fund Expenditures	78,164.00	2,319.42	67,794.78	10,369.22	86.73

Carl Sandburg College
Liability, Protection & Settlement Fund Revenues and Expenditures
For the Period Ending March 31, 2008

	Adopted Budget	Monthly Actual	Year-to-date Actual	Variance	Percentage Realized Year-to-date
Local Government Sources	1,644,793.00	0.25	1,589,548.73	55,244.27	96.64
Sales & Service	0.00	0.00	0.00	0.00	-
Interest on Investments	229,150.00	6,820.14	168,072.42	61,077.58	73.35
Nongovernmental Gifts, Grants and Bequests	10,000.00	130.56	2,623.85	7,376.15	26.24
Interfund Transfers	0.00	0.00	0.00	0.00	-
Total LP&S Fund Revenues	1,883,943.00	6,950.95	1,760,245.00	123,698.00	93.43
Institutional Support	2,173,184.00	186,282.42	1,571,165.57	602,018.43	72.30
Total LP&S Fund Expenditures	2,173,184.00	186,282.42	1,571,165.57	602,018.43	72.30

