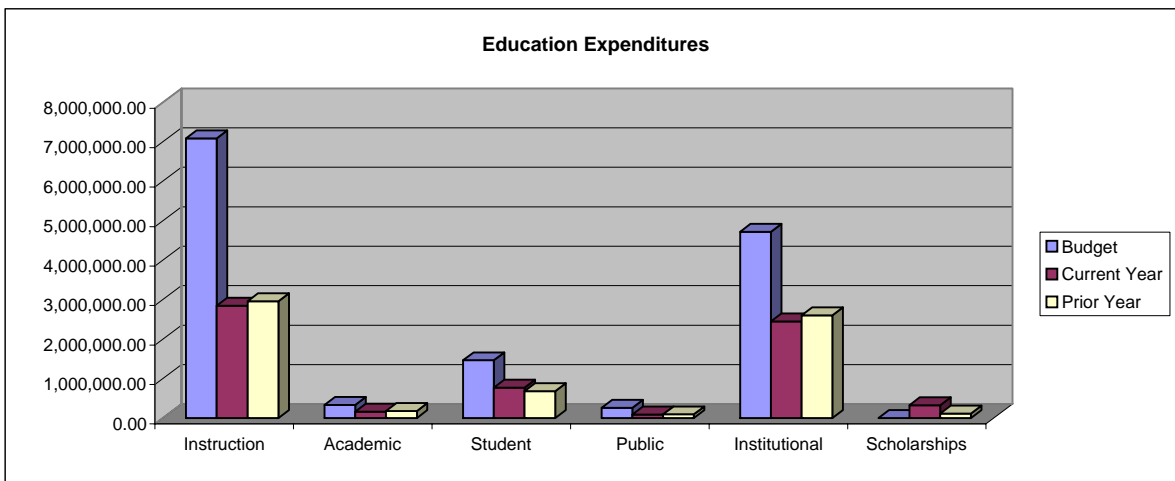
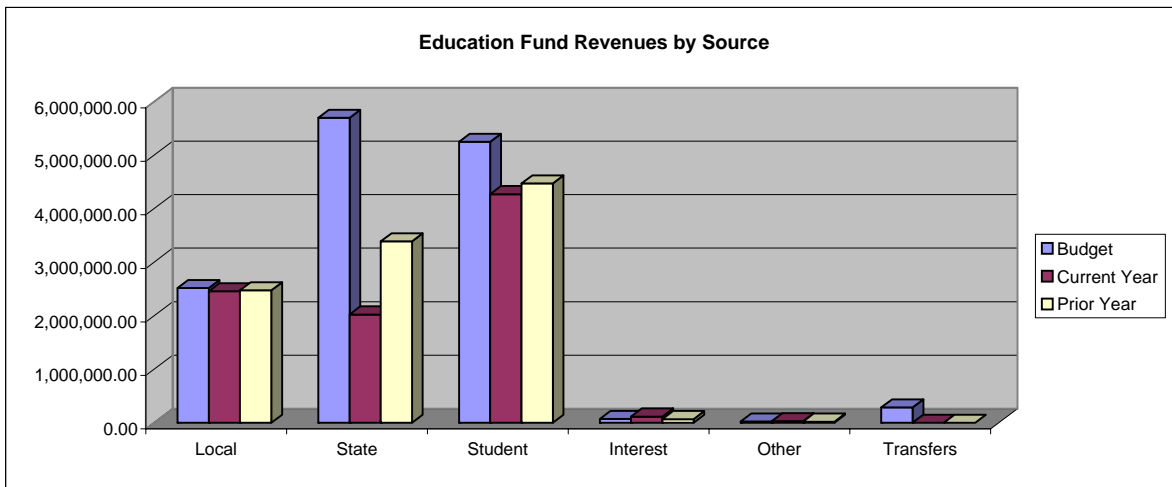


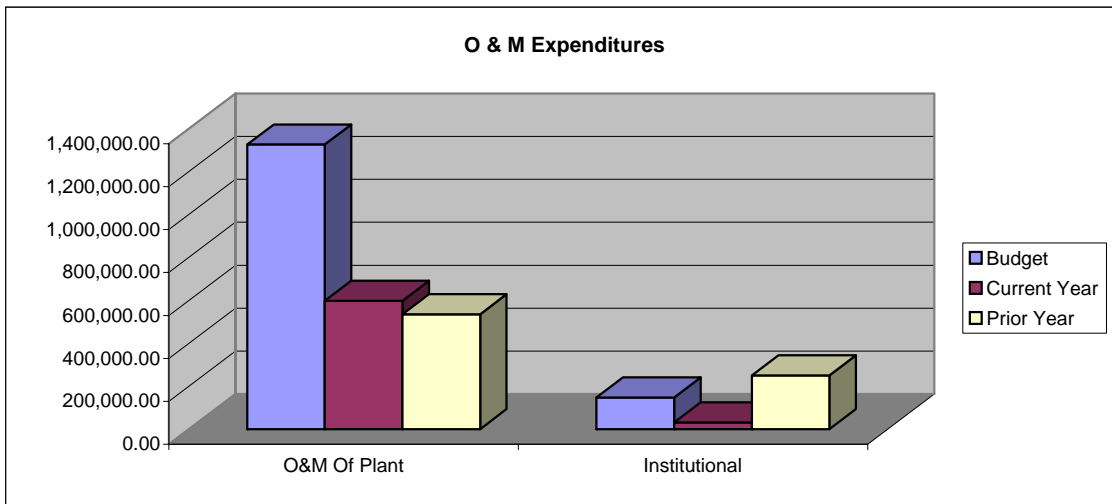
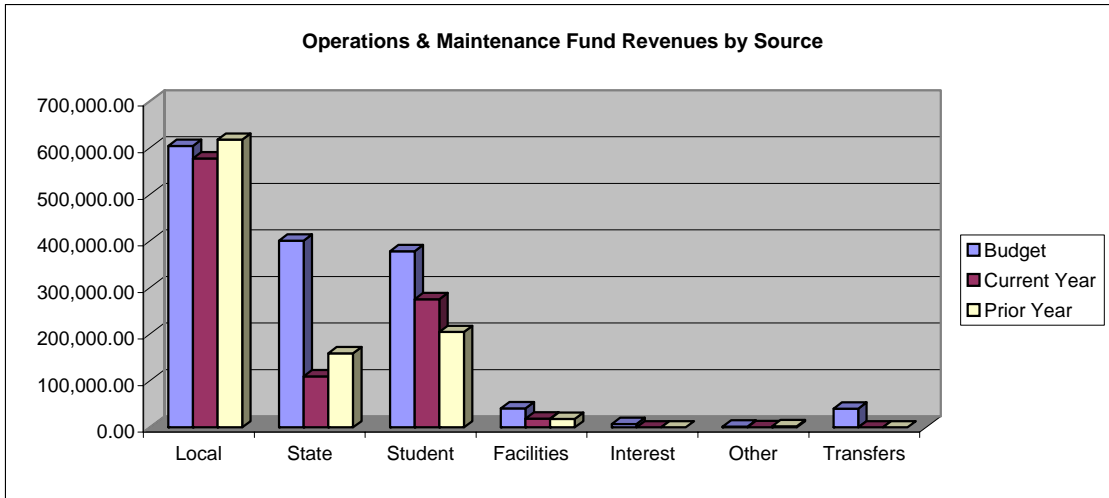
**Carl Sandburg College
Education Fund Revenues and Expenditures
For the Period Ending December 31, 2007**

| | Adopted Budget | Monthly Actual | Year-to-date Actual | Variance | Percentage Realized Year-to-date |
|--|----------------------|-------------------|---------------------|---------------------|----------------------------------|
| Local Government Sources | 2,519,495.00 | 25,942.57 | 2,459,084.48 | 60,410.52 | 97.60 |
| State Government Sources | 5,701,940.00 | 18,377.31 | 2,025,521.64 | 3,676,418.36 | 35.52 |
| Student Tuition and Fees | 5,253,062.00 | 433,107.65 | 4,275,047.27 | 978,014.73 | 81.38 |
| Interest on Investments | 73,500.00 | 19,329.13 | 115,707.62 | -42,207.62 | 157.43 |
| Other Revenues | 23,514.00 | 11,111.95 | 29,269.86 | -5,755.86 | 124.48 |
| Interfund Transfers | 285,000.00 | 0.00 | 0.00 | 285,000.00 | 0.00 |
| Total Education Fund Revenues | 13,856,511.00 | 507,868.61 | 8,904,630.87 | 4,951,880.13 | 64.26 |
| Instruction | 7,084,525.00 | 466,472.68 | 2,841,243.20 | 4,243,281.80 | 40.10 |
| Academic Support | 333,863.00 | 23,149.23 | 163,146.07 | 170,716.93 | 48.87 |
| Student Services | 1,462,224.00 | 111,245.06 | 765,840.62 | 696,383.38 | 52.38 |
| Public Service/Continuing Ed | 256,243.00 | 16,212.55 | 89,101.26 | 167,141.74 | 34.77 |
| Institutional Support & Program | 4,719,657.00 | 173,401.05 | 2,448,704.63 | 2,270,952.37 | 51.88 |
| Scholarships, Student Grants and Waivers | 0.00 | 76,762.40 | 323,607.32 | -323,607.32 | - |
| Interfund Transfers | 400,000.00 | 0.00 | 0.00 | 400,000.00 | 0.00 |
| Total Education Fund Expenditures | 14,256,512.00 | 867,242.97 | 6,631,643.10 | 7,624,868.90 | 46.52 |



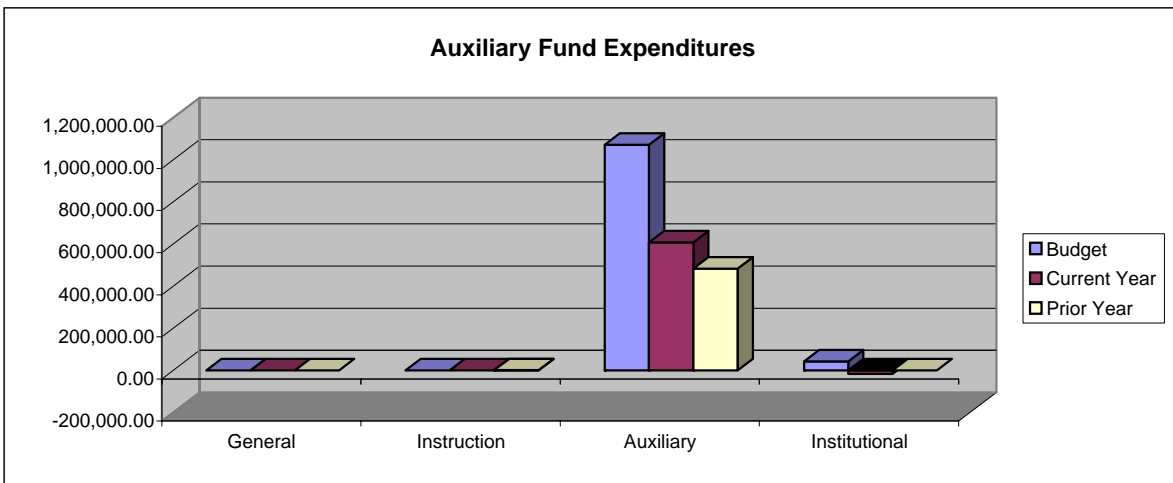
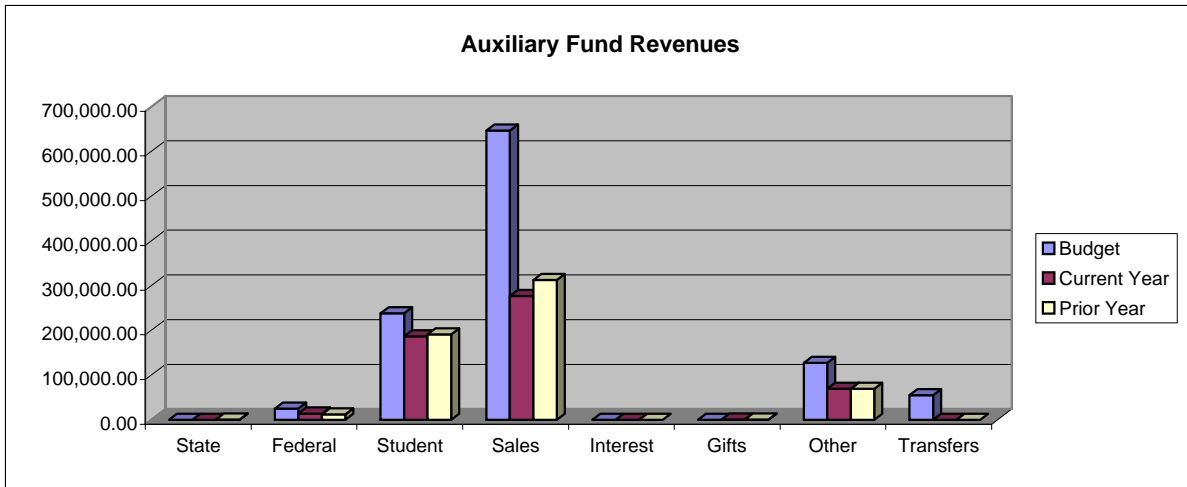
Carl Sandburg College
Operations & Maintenance Fund Revenues and Expenditures
For the Period Ending December 31, 2007

| | Adopted Budget | Monthly Actual | Year-to-date Actual | Variance | Percentage Realized Year-to-date |
|---|---------------------|------------------|---------------------|-------------------|----------------------------------|
| Local Government Sources | 604,095.00 | 6,104.13 | 577,294.28 | 26,800.72 | 95.56 |
| State Government Sources | 400,839.00 | 1,554.70 | 109,811.08 | 291,027.92 | 27.40 |
| Student Tuition and Fees | 378,422.00 | 31,145.62 | 275,394.47 | 103,027.53 | 72.77 |
| Facilities Revenue | 41,148.00 | 4,089.16 | 18,740.81 | 22,407.19 | 45.54 |
| Interest on Investments | 7,350.00 | 0.00 | 0.00 | 7,350.00 | 0.00 |
| Other Revenues | 1,578.00 | 71.77 | 633.63 | 944.37 | 40.15 |
| Interfund Transfers | 40,000.00 | 0.00 | 0.00 | 40,000.00 | 0.00 |
| Total Operations & Maintenance Fund Revenues | 1,473,432.00 | 42,965.38 | 981,874.27 | 491,557.73 | 66.64 |
| | | | | | |
| Operations & Maintenance Of Plant | 1,326,383.00 | 58,375.84 | 597,438.26 | 728,944.74 | 45.04 |
| Institutional Support | 147,048.00 | 3,242.38 | 31,935.50 | 115,112.50 | 21.72 |
| Interfund Transfers | 100,000.00 | 0.00 | 0.00 | 100,000.00 | 0.00 |
| Total Operations & Maintenance Fund Expenditures | 1,573,431.00 | 61,618.22 | 629,373.76 | 944,057.24 | 40.00 |



Carl Sandburg College
Auxiliary Fund Revenues and Expenditures
For the Period Ending December 31, 2007

| | Adopted Budget | Monthly Actual | Year-to-date Actual | Variance | Percentage Realized Year-to-date |
|--|---------------------|-------------------|---------------------|-------------------|----------------------------------|
| State Government Sources | 0.00 | 0.00 | 0.00 | 0.00 | - |
| Federal Government Sources | 25,000.00 | 2,440.80 | 13,762.00 | 11,238.00 | 55.05 |
| Student Tuition and Fees | 238,380.00 | 20,237.50 | 186,217.00 | 52,163.00 | 78.12 |
| Sales & Service | 646,436.00 | 39,928.05 | 276,533.82 | 369,902.18 | 42.78 |
| Interest on Investments | 0.00 | 0.00 | 0.00 | 0.00 | - |
| Nongovernmental Gifts, Grants and Bequests | 0.00 | 180.00 | 820.00 | -820.00 | - |
| Other Revenues | 127,096.00 | 4,613.61 | 68,949.20 | 58,146.80 | 54.25 |
| Interfund Transfers | 55,000.00 | 0.00 | 0.00 | 55,000.00 | 0.00 |
| Total Auxiliary Fund Revenues | 1,091,912.00 | 67,399.96 | 546,282.02 | 545,629.98 | 50.03 |
| General | 0.00 | 0.00 | 0.00 | 0.00 | - |
| Instruction | 0.00 | 0.00 | 0.00 | 0.00 | - |
| Auxiliary Services | 1,071,366.00 | 152,995.44 | 608,129.20 | 463,236.80 | 56.76 |
| Institutional Support | 42,800.00 | 0.00 | -17,379.13 | 60,179.13 | - |
| Total Auxiliary Fund Expenditures | 1,114,166.00 | 152,995.44 | 590,750.07 | 523,415.93 | 53.02 |



Carl Sandburg College
Audit Fund Revenues and Expenditures
For the Period Ending December 31, 2007

| | Adopted Budget | Monthly Actual | Year-to-date Actual | Variance | Percentage Realized Year-to-date |
|--------------------------------------|-------------------|-------------------|------------------------|------------------|--|
| Local Government Sources | 60,409.00 | 763.02 | 71,317.42 | -10,908.42 | 118.06 |
| Interest on Investments | 1,375.00 | 0.00 | 0.00 | 1,375.00 | 0.00 |
| Total Audit Fund Revenues | 61,784.00 | 763.02 | 71,317.42 | -9,533.42 | 115.43 |
| Institutional Support | 78,164.00 | 1,769.42 | 59,331.52 | 18,832.48 | 75.91 |
| Total Audit Fund Expenditures | 78,164.00 | 1,769.42 | 59,331.52 | 18,832.48 | 75.91 |

Carl Sandburg College
Liability, Protection & Settlement Fund Revenues and Expenditures
For the Period Ending December 31, 2007

| | Adopted Budget | Monthly Actual | Year-to-date Actual | Variance | Percentage Realized Year-to-date |
|--|---------------------|-------------------|---------------------|---------------------|----------------------------------|
| Local Government Sources | 1,644,793.00 | 16,786.36 | 1,584,857.20 | 59,935.80 | 96.36 |
| Sales & Service | 0.00 | 0.00 | 0.00 | 0.00 | - |
| Interest on Investments | 229,150.00 | 58,996.46 | 134,675.61 | 94,474.39 | 58.77 |
| Nongovernmental Gifts, Grants and Bequests | 10,000.00 | 174.44 | 2,167.05 | 7,832.95 | 21.67 |
| Interfund Transfers | 0.00 | 0.00 | 0.00 | 0.00 | - |
| Total LP&S Fund Revenues | 1,883,943.00 | 75,957.26 | 1,721,699.86 | 162,243.14 | 91.39 |
| | | | | | |
| Institutional Support | 2,173,184.00 | 169,111.75 | 1,099,498.66 | 1,073,685.34 | 50.59 |
| Total LP&S Fund Expenditures | 2,173,184.00 | 169,111.75 | 1,099,498.66 | 1,073,685.34 | 50.59 |

