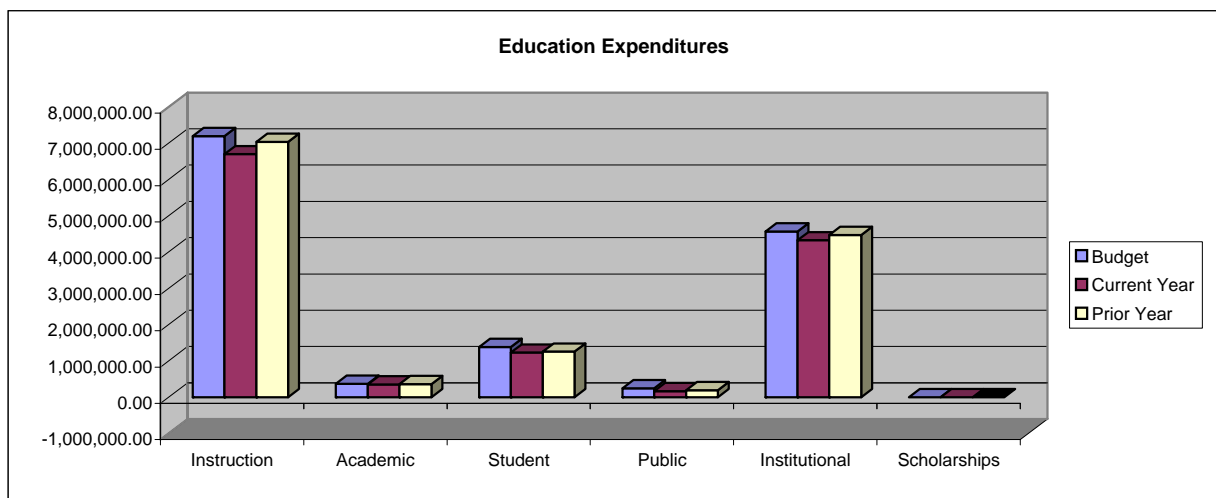
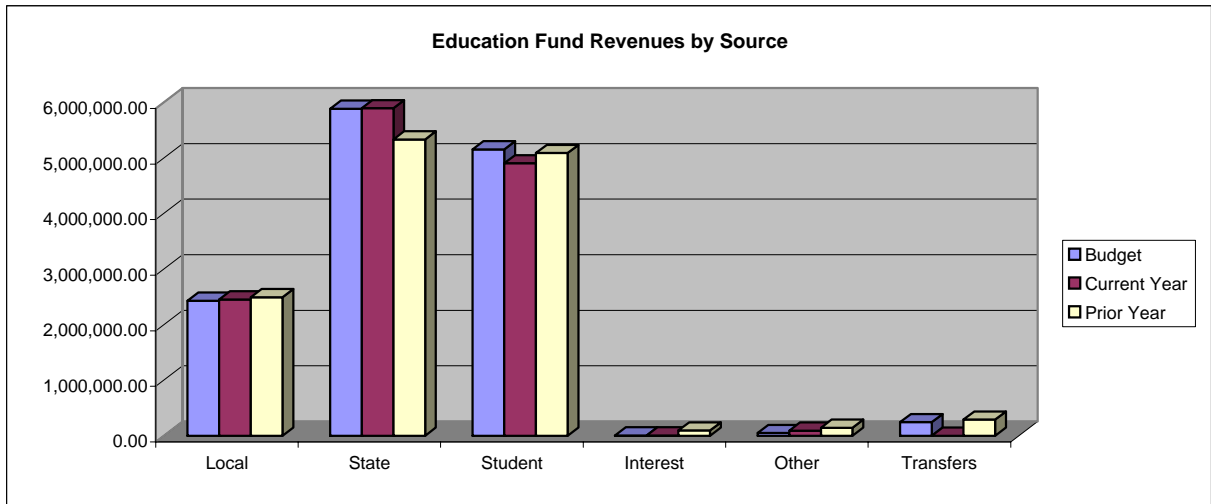


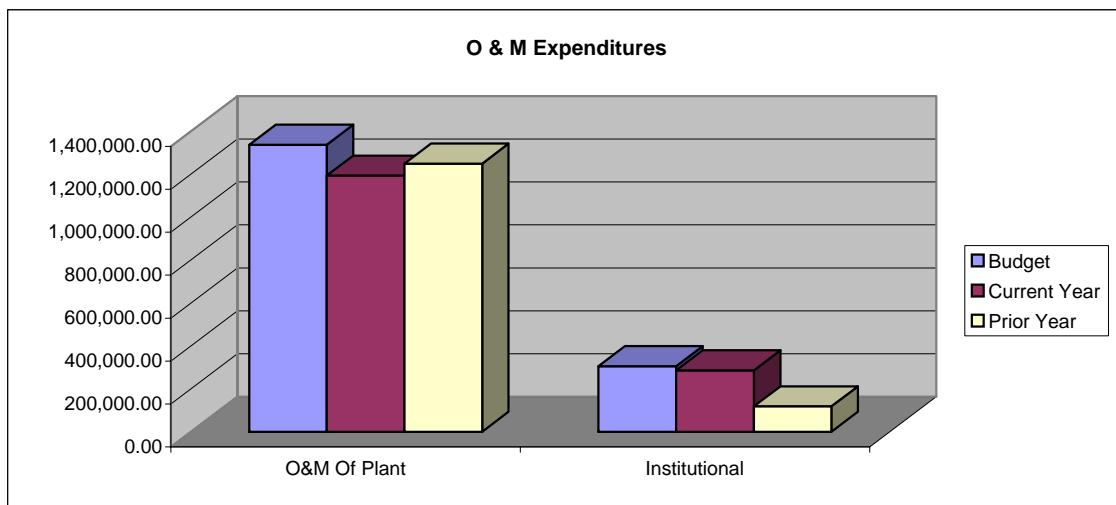
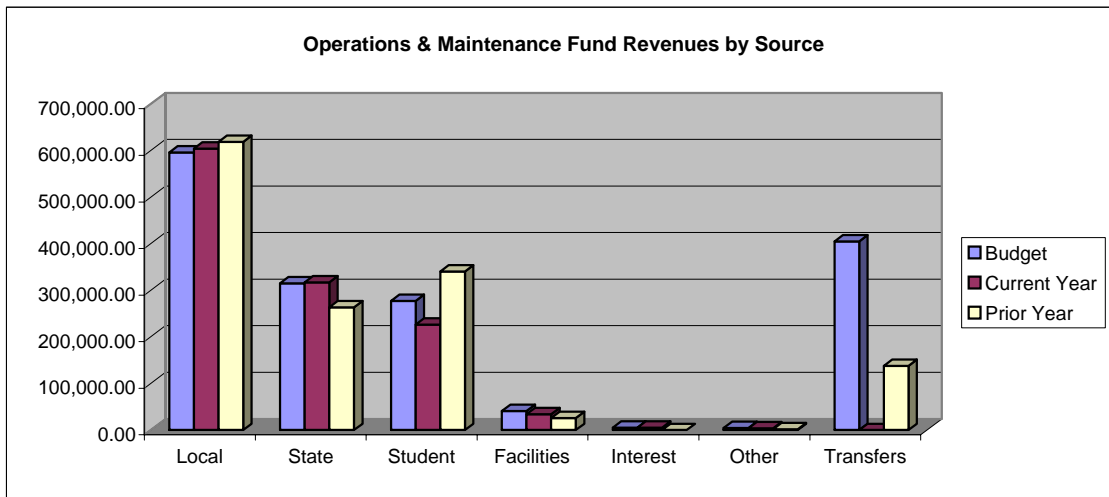
**Carl Sandburg College
Education Fund Revenues and Expenditures
For the Period Ending June 30, 2007**

	Adopted Budget	Monthly Actual	Year-to-date Actual	Variance	Percentage Realized Year-to-date
Local Government Sources	2,429,774.00	-47,716.19	2,453,721.06	-23,947.06	100.99
State Government Sources	5,884,778.00	0.00	5,892,752.28	-7,974.28	100.14
Student Tuition and Fees	5,153,657.00	-11,940.23	4,903,167.57	250,489.43	95.14
Interest on Investments	7,200.00	-95,991.39	7,334.11	-134.11	101.86
Other Revenues	48,392.00	20,069.51	92,395.94	-44,003.94	190.93
Interfund Transfers	244,421.00	0.00	0.00	244,421.00	0.00
Total Education Fund Revenues	13,768,222.00	-135,578.30	13,349,370.96	418,851.04	96.96
Instruction	7,196,623.00	487,776.01	6,696,090.99	500,532.01	93.04
Academic Support	369,599.00	25,221.20	348,996.39	20,602.61	94.43
Student Services	1,384,453.00	129,485.02	1,229,614.21	154,838.79	88.82
Public Service/Continuing Ed	248,208.00	11,773.85	166,431.64	81,776.36	67.05
Institutional Support & Program	4,569,339.00	245,533.57	4,325,301.83	244,037.17	94.66
Scholarships, Student Grants and Waivers	0.00	-21,267.25	0.00	0.00	NA
Total Education Fund Expenditures	13,768,222.00	878,522.40	12,766,435.06	1,001,786.94	92.72



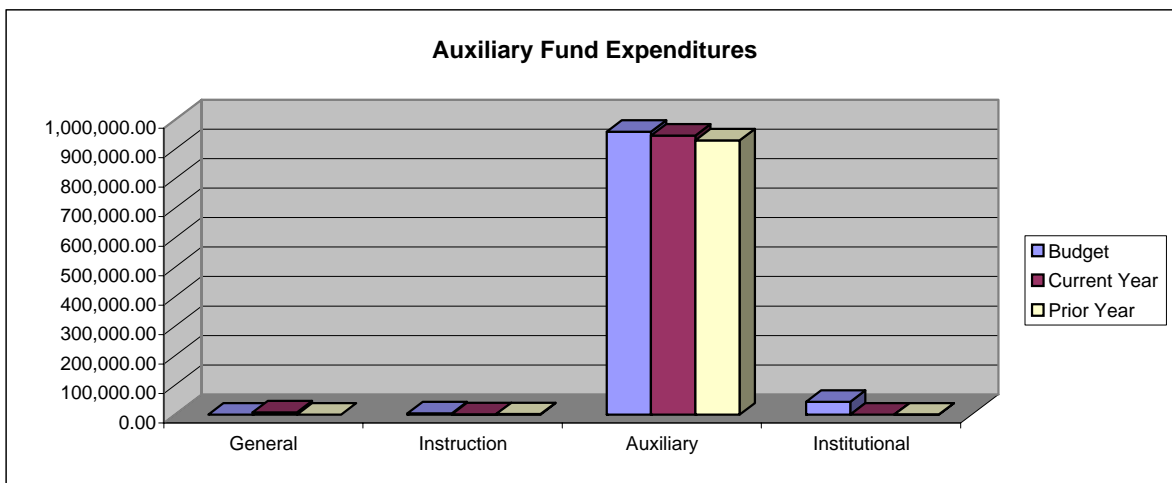
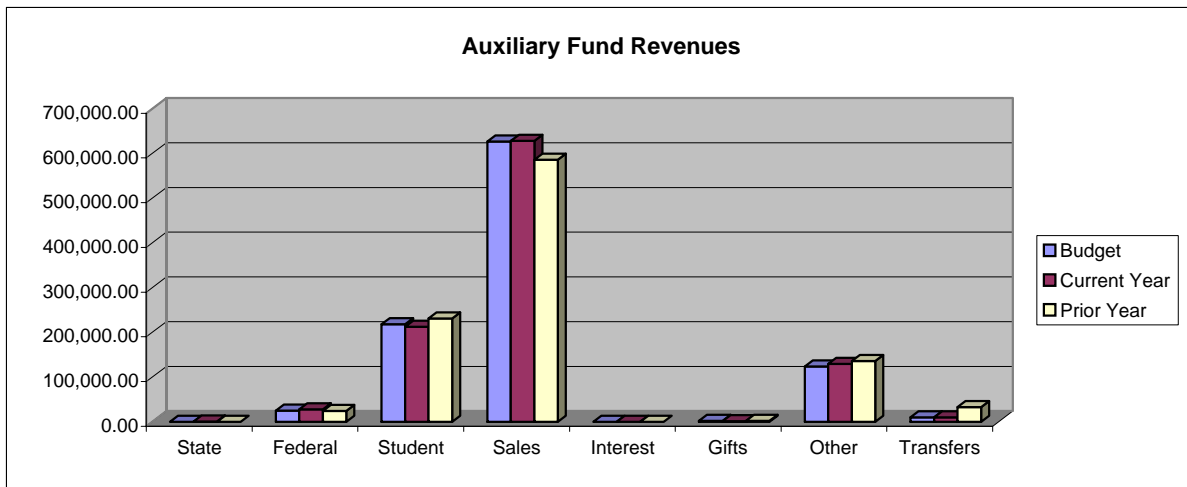
Carl Sandburg College
Operations & Maintenance Fund Revenues and Expenditures
For the Period Ending June 30, 2007

	Adopted Budget	Monthly Actual	Year-to-date Actual	Variance	Percentage Realized Year-to-date
Local Government Sources	596,023.00	-15,281.04	604,023.29	-8,000.29	101.34
State Government Sources	315,127.00	0.00	317,028.33	-1,901.33	100.60
Student Tuition and Fees	277,324.00	-551.60	226,549.74	50,774.26	81.69
Facilities Revenue	41,148.00	5,225.68	34,043.11	7,104.89	82.73
Interest on Investments	5,000.00	5,139.23	5,139.23	-139.23	102.78
Other Revenues	4,178.00	267.85	3,964.19	213.81	94.88
Interfund Transfers	404,967.00	0.00	0.00	404,967.00	0.00
Total Operations & Maintenance Fund Revenues	1,643,767.00	-5,199.88	1,190,747.89	453,019.11	72.44
Operations & Maintenance Of Plant	1,337,914.00	127,498.79	1,193,631.82	144,282.18	89.22
Institutional Support	305,853.00	2,667.47	285,747.21	20,105.79	93.43
Total Operations & Maintenance Fund Expenditures	1,643,767.00	130,166.26	1,479,379.03	164,387.97	90.00



Carl Sandburg College
Auxiliary Fund Revenues and Expenditures
For the Period Ending June 30, 2007

	Adopted Budget	Monthly Actual	Year-to-date Actual	Variance	Percentage Realized Year-to-date
State Government Sources	130.00	0.00	352.56	-222.56	0.00
Federal Government Sources	25,000.00	558.28	27,677.02	-2,677.02	110.71
Student Tuition and Fees	218,294.00	-372.00	211,956.00	6,338.00	97.10
Sales & Service	626,706.00	69,411.89	627,834.02	-1,128.02	100.18
Interest on Investments	30.00	32.12	32.12	-2.12	107.07
Nongovernmental Gifts, Grants and Bequests	2,200.00	0.00	1,140.00	1,060.00	51.82
Other Revenues	123,896.00	4,814.57	129,131.60	-5,235.60	104.23
Interfund Transfers	10,000.00	9,935.86	9,935.86	64.14	99.36
Total Auxiliary Fund Revenues	1,006,256.00	84,380.72	1,008,059.18	-1,803.18	100.18
General	0.00	0.00	7,500.00	-7,500.00	NA
Instruction	4,516.00	0.00	932.09	3,583.91	20.64
Auxiliary Services	959,012.96	76,343.73	945,716.89	13,296.07	98.61
Institutional Support	43,100.00	-92.16	153.50	42,946.50	0.36
Total Auxiliary Fund Expenditures	1,006,628.96	76,251.57	954,302.48	59,826.48	94.80



Carl Sandburg College
Audit Fund Revenues and Expenditures
For the Period Ending June 30, 2007

	Adopted Budget	Monthly Actual	Year-to-date Actual	Variance	Percentage Realized Year-to-date
Local Government Sources	59,602.00	-6,688.69	60,400.67	-798.67	101.34
Interest on Investments	180.00	182.02	182.02	-2.02	101.12
Total Audit Fund Revenues	59,782.00	-6,506.67	60,582.69	-800.69	101.34
Institutional Support	104,290.00	2,241.00	118,219.61	-13,929.61	113.36
Total Audit Fund Expenditures	104,290.00	2,241.00	118,219.61	-13,929.61	113.36

Carl Sandburg College
Liability, Protection & Settlement Fund Revenues and Expenditures
For the Period Ending June 30, 2007

	Adopted Budget	Monthly Actual	Year-to-date Actual	Variance	Percentage Realized Year-to-date
Local Government Sources	1,683,170.00	138,667.11	1,643,954.31	39,215.69	97.67
Sales & Service	0.00	0.00	0.00	0.00	0.00
Interest on Investments	210,000.00	68,955.38	225,796.57	-15,796.57	107.52
Nongovernmental Gifts, Grants and Bequests	181,500.00	736.68	10,540.82	170,959.18	5.81
Interfund Transfers	0.00	0.00	0.00	0.00	NA
Total LP&S Fund Revenues	2,074,670.00	208,359.17	1,880,291.70	194,378.30	90.63
Institutional Support	2,065,182.00	174,604.05	1,967,345.50	97,836.50	95.26
Total LP&S Fund Expenditures	2,065,182.00	174,604.05	1,967,345.50	97,836.50	95.26

