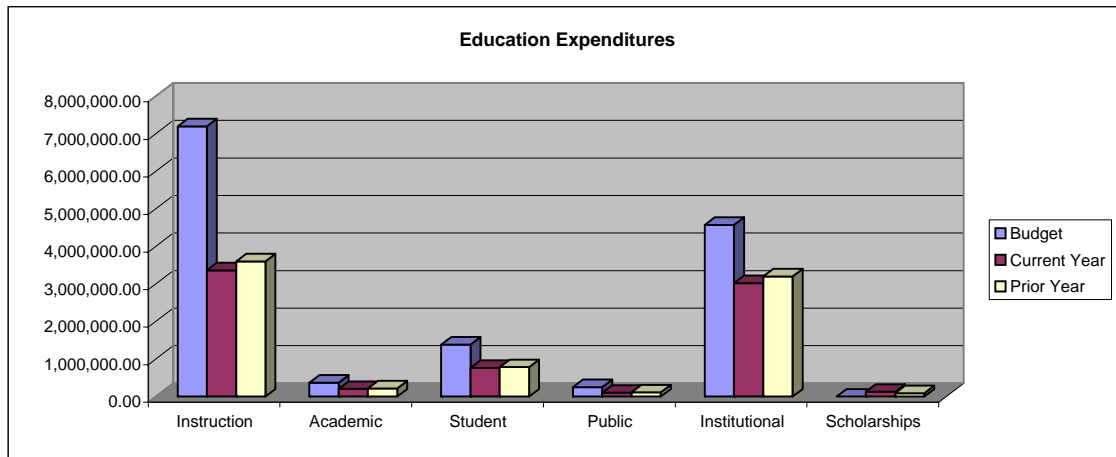
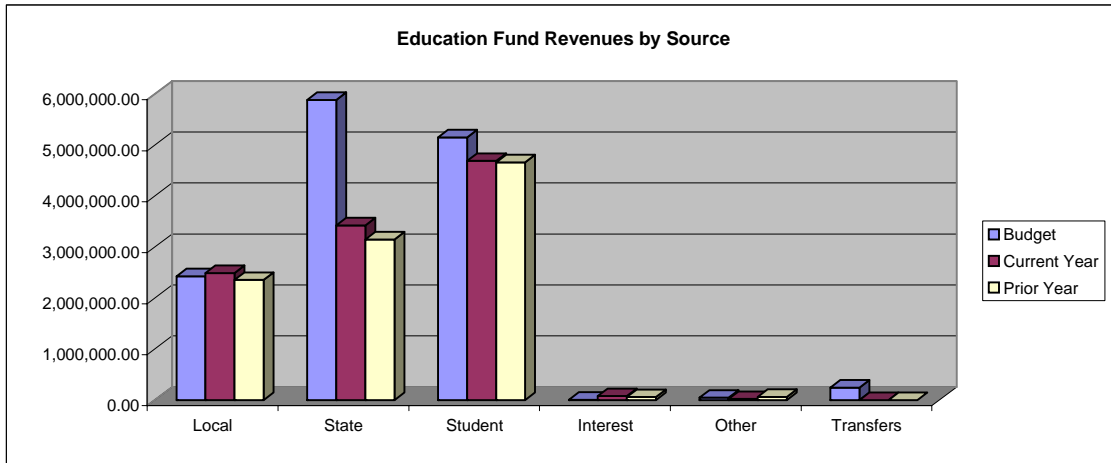


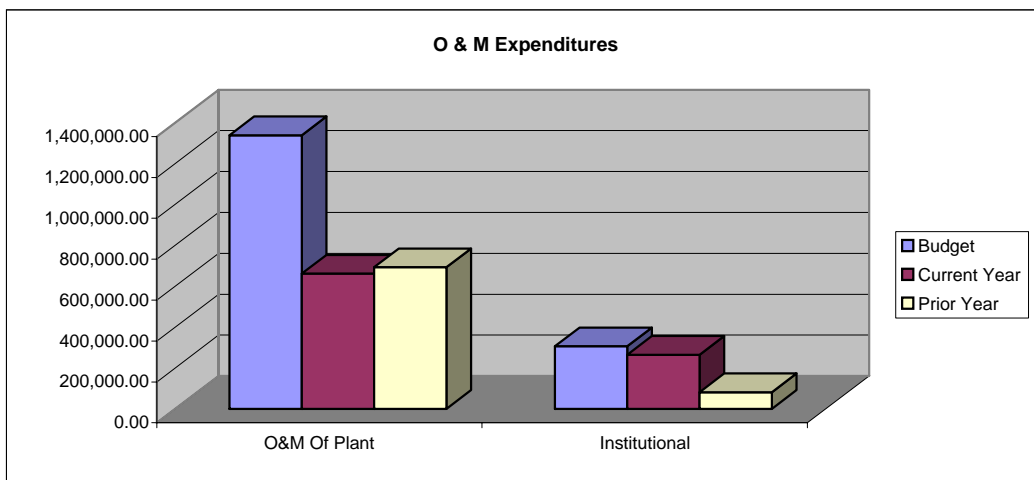
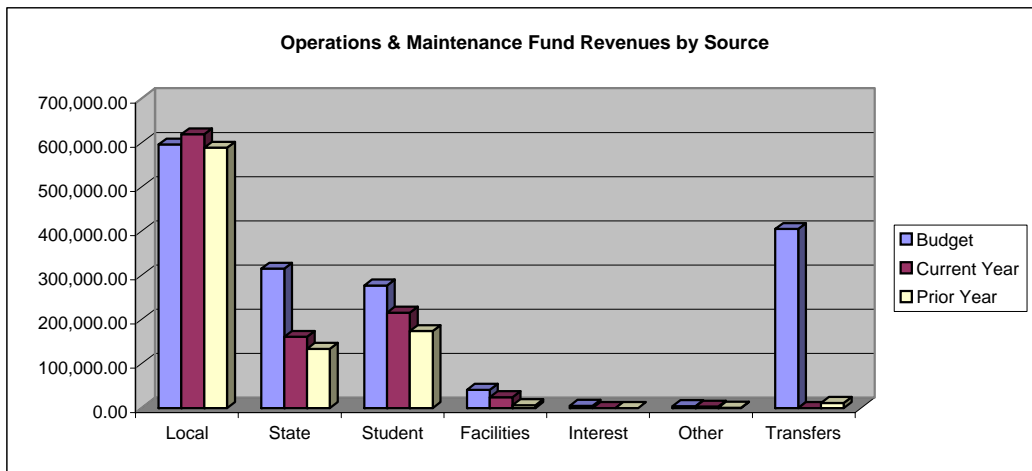
Carl Sandburg College
Education Fund Revenues and Expenditures
For the Period Ending January 31, 2007

	Adopted Budget	Monthly Actual	Year-to-date Actual	Variance	Percentage Realized Year-to-date
Local Government Sources	2,429,774.00	13,605.26	2,491,227.93	-61,453.93	102.53
State Government Sources	5,884,778.00	32,005.96	3,425,491.02	2,459,286.98	58.21
Student Tuition and Fees	5,153,657.00	217,606.64	4,691,475.02	462,181.98	91.03
Interest on Investments	7,200.00	11,486.28	80,361.75	-73,161.75	1,116.14
Other Revenues	48,392.00	2,478.68	23,846.19	24,545.81	49.28
Interfund Transfers	244,421.00	0.00	0.00	244,421.00	0.00
Total Education Fund Revenues	13,768,222.00	277,182.82	10,712,401.91	3,055,820.09	77.81
Instruction	7,196,623.00	405,733.48	3,361,531.49	3,835,091.51	46.71
Academic Support	369,599.00	28,903.08	205,161.32	164,437.68	55.51
Student Services	1,384,453.00	84,129.77	763,998.64	620,454.36	55.18
Public Service/Continuing Ed	248,208.00	10,228.35	102,354.17	145,853.83	41.24
Institutional Support & Program	4,569,339.00	414,268.42	3,017,232.66	1,552,106.34	66.03
Scholarships, Student Grants and Waivers	0.00	12,128.84	127,934.00	-127,934.00	NA
Total Education Fund Expenditures	13,768,222.00	955,391.94	7,578,212.28	6,190,009.72	55.04



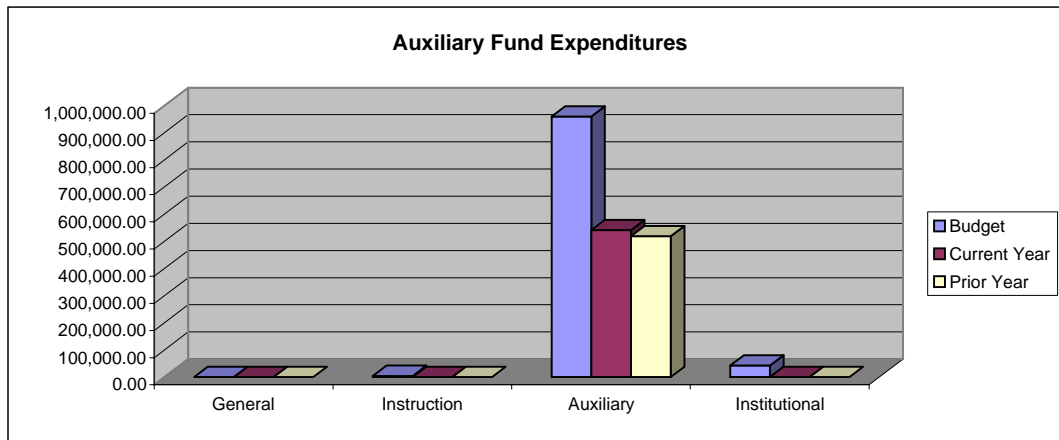
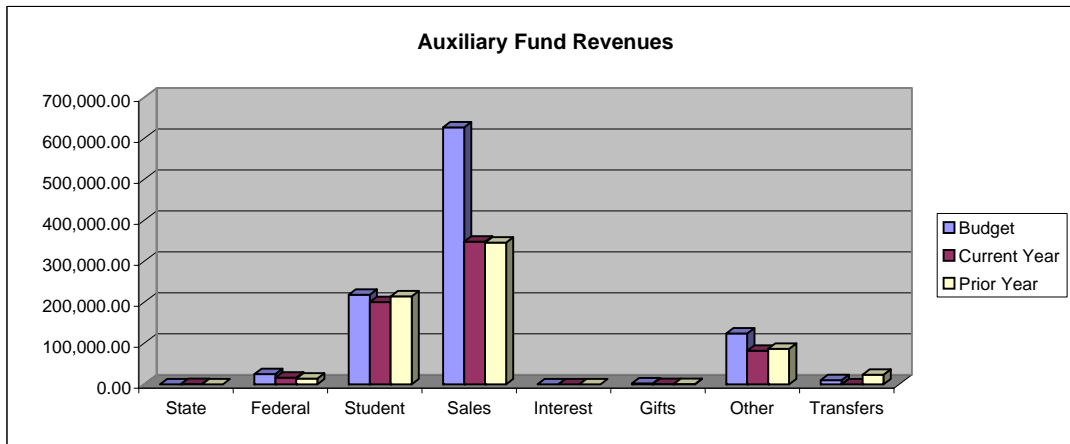
Carl Sandburg College
Operations & Maintenance Fund Revenues and Expenditures
For the Period Ending January 31, 2007

	Adopted Budget	Monthly Actual	Year-to-date Actual	Variance	Percentage Realized Year-to-date
Local Government Sources	596,023.00	1,662.81	619,261.82	-23,238.82	103.90
State Government Sources	315,127.00	2,079.19	161,038.29	154,088.71	51.10
Student Tuition and Fees	277,324.00	10,992.47	215,708.26	61,615.74	77.78
Facilities Revenue	41,148.00	6,434.20	24,630.77	16,517.23	59.86
Interest on Investments	5,000.00	0.00	0.00	5,000.00	0.00
Other Revenues	4,178.00	978.61	3,320.75	857.25	79.48
Interfund Transfers	404,967.00	0.00	0.00	404,967.00	0.00
Total Operations & Maintenance Fund Revenues	1,643,767.00	22,147.28	1,023,959.89	619,807.11	62.29
Operations & Maintenance Of Plant	1,337,914.00	125,644.22	660,695.02	677,218.98	49.38
Institutional Support	305,853.00	13,201.68	264,258.89	41,594.11	86.40
Total Operations & Maintenance Fund Expenditures	1,643,767.00	138,845.90	924,953.91	718,813.09	56.27



Carl Sandburg College
Auxiliary Fund Revenues and Expenditures
For the Period Ending January 31, 2007

	Adopted Budget	Monthly Actual	Year-to-date Actual	Variance	Percentage Realized Year-to-date
State Government Sources	130.00	0.00	288.83	-158.83	0.00
Federal Government Sources	25,000.00	3,865.71	15,885.93	9,114.07	63.54
Student Tuition and Fees	218,294.00	9,405.00	200,200.50	18,093.50	91.71
Sales & Service	626,706.00	35,642.20	347,764.48	278,941.52	55.49
Interest on Investments	30.00	0.00	0.00	30.00	0.00
Nongovernmental Gifts, Grants and Bequests	2,200.00	0.00	720.00	1,480.00	32.73
Other Revenues	123,896.00	12,936.34	81,826.03	42,069.97	66.04
Interfund Transfers	10,000.00	0.00	0.00	10,000.00	0.00
Total Auxiliary Fund Revenues	1,006,256.00	61,849.25	646,685.77	359,570.23	64.27
General	0.00	0.00	0.00	0.00	NA
Instruction	4,516.00	0.00	887.09	3,628.91	19.64
Auxiliary Services	959,012.96	57,078.33	540,784.20	418,228.76	56.39
Institutional Support	43,100.00	0.00	134.85	42,965.15	0.31
Total Auxiliary Fund Expenditures	1,006,628.96	57,078.33	541,806.14	464,822.82	53.82



Carl Sandburg College
Audit Fund Revenues and Expenditures
For the Period Ending January 31, 2007

	Adopted Budget	Monthly Actual	Year-to-date Actual	Variance	Percentage Realized Year-to-date
Local Government Sources	59,602.00	184.76	67,084.64	-7,482.64	112.55
Interest on Investments	180.00	0.00	0.00	180.00	0.00
Total Audit Fund Revenues	59,782.00	184.76	67,084.64	-7,302.64	112.22
Institutional Support	104,290.00	30,309.50	107,061.50	-2,771.50	102.66
Total Audit Fund Expenditures	104,290.00	30,309.50	107,061.50	-2,771.50	102.66

Carl Sandburg College
Liability, Protection & Settlement Fund Revenues and Expenditures
For the Period Ending January 31, 2007

	Adopted Budget	Monthly Actual	Year-to-date Actual	Variance	Percentage Realized Year-to-date
Local Government Sources	1,683,170.00	3,879.90	1,505,188.01	177,981.99	89.43
Sales & Service	0.00	0.00	0.00	0.00	0.00
Interest on Investments	210,000.00	17,856.65	87,726.11	122,273.89	41.77
Nongovernmental Gifts, Grants and Bequests	181,500.00	632.86	6,295.18	175,204.82	3.47
Interfund Transfers	0.00	0.00	0.00	0.00	NA
Total LP&S Fund Revenues	2,074,670.00	22,369.41	1,599,209.30	475,460.70	77.08
Institutional Support	2,065,182.00	172,034.80	1,297,533.54	767,648.46	62.83
Total LP&S Fund Expenditures	2,065,182.00	172,034.80	1,297,533.54	767,648.46	62.83

